

Features

- Fits minimum 36" (914 mm) apron sink base cabinet.
- Single bowl.
- 9" (229 mm) depth provides generous workspace.
- Self-Trimming® apron overlaps cabinet face for easy installation and beautiful results.
- Basin slopes toward drain to minimize water pooling.
- Offset drain increases workspace in the sink and storage space underneath.
- No faucet holes; requires wall- or counter-mount faucet.

Material

- KOHLER® enameled cast iron.
- Acid-resistant enamel finish.

Installation

- Undermount.

Included Components

Additional Components:
24269



Codes/Standards









ASME A112.19.1/CSA B45.2

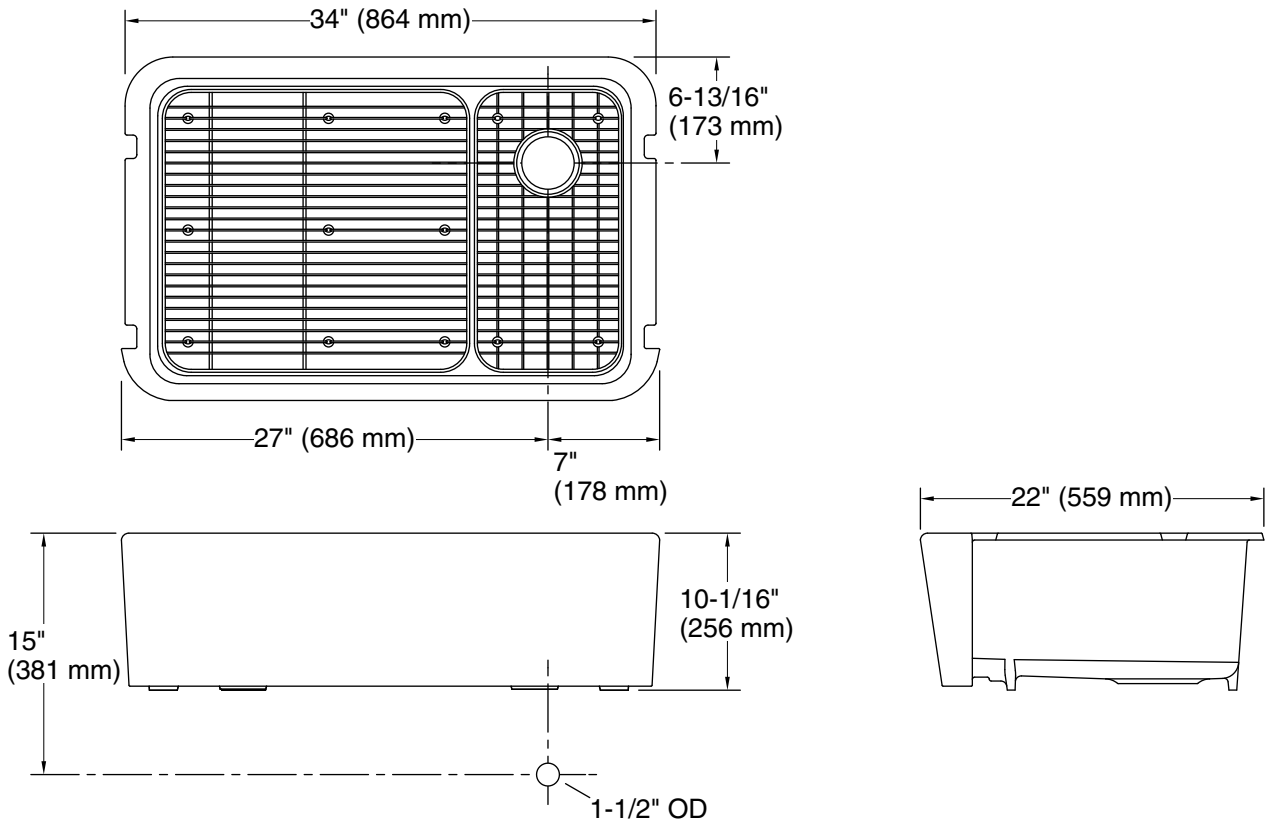
KOHLER® Enameled Cast Iron Kitchen Sink Lifetime Limited Warranty

See website for detailed warranty information.

Available Colors/Finishes

Color tiles intended for reference only.

Color	Code	Description
	0	White
	96	Biscuit
	NY	Dune
	95	Ice™ Grey
	K4	Cashmere
	FT	Basalt
	58	Thunder™ Grey
	7	Black Black™



Technical Information

All product dimensions are nominal.

- Bowl configuration: Single
- Installation: Undermount
- Min. base cabinet width: 36" (914 mm)
- Bowl area (Center): Length: 30-13/16" (783 mm)
Width: 19-11/16" (500 mm)
Bowl depth: 9" (229 mm)
Water depth: 9" (229 mm)
- Drain hole: 3-7/8" (98 mm)
- Template: Cabinet, 1417882-7, required, included
Undermount, 1391254-7, required, included

Notes

Install this product according to the installation instructions.